


















Four Seasons Table Runner, Spring Fabric Cutting Directions

	9812-01 (QP110) 2 yards Fabric 1	A (6) 5-1/4" squares, <i>cut</i> twice diagonally Border (3) 2-1/2" x WOF, trim to 48-1/2" lengths or to fit your table runner Backing, use remaining
	5748-01 (QP67) 1/4 yard Fabric 2	A (6) 5-1/4" squares, <i>cut</i> twice diagonally
	6740-06 (QP80) 1/4 yard Fabric 3	B (2) 4-7/8" squares
	6340-16 (QP139) 1/8 yard Fabric 4	C (4) 2-1/2" squares, <i>marked</i> once diagonally
	6931-20 (QP13) 1/4 yard Fabric 5	B (2) 4-7/8" squares
	4002-06 (QP142) 1/8 yard Fabric 6	C (4) 2-1/2" squares, <i>marked</i> once diagonally
	7424-07 (QP12) 1/4 yard Fabric 7	B (2) 4-7/8" squares
	4730-12 (QP143) 1/8 yard Fabric 8	C (4) 2-1/2" squares, <i>marked</i> once diagonally
	6739-02 (QP11) 1/4 yard Fabric 9	B (2) 4-7/8" squares
	9412-14 (QP144) 1/8 yard Fabric 10	C (4) 2-1/2" squares, <i>marked</i> once diagonally
	7427-23 (QP69) 1/4 yard Fabric 11	B (2) 4-7/8" squares
	3302-03 (QP145) 1/8 yard Fabric 12	C (4) 2-1/2" squares, <i>marked</i> once diagonally
	9412-11 (QP64) 1/4 yard Fabric 13	B (2) 4-7/8" squares
	5866-75 (QP147) 1/8 yard Fabric 14	C (4) 2-1/2" squares, <i>marked</i> once diagonally
	4795-22 (QP65) 1/4 yard Fabric 15	B (2) 4-7/8" squares
	8868-8 (QP148) 1/8 yard Fabric 16	C (4) 2-1/2" squares, <i>marked</i> once diagonally



The table runner yardage includes enough for 2 placemats and backing for all 3 projects.

WOF = Width of fabric (at least 40" usable).

No binding is used in this project.